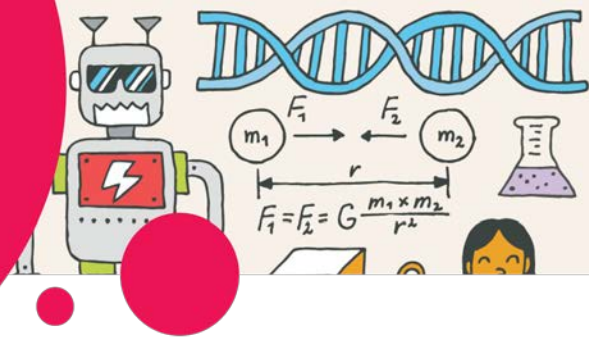


MUSEUM MISSION



Recommended for young explorers ages 3 to 8*

Your mission — should you choose to accept it — is to explore the museum and gain as much knowledge as possible!

*Reminder: Children under 12 must be accompanied by an adult at all times.



KEY2ACCESS
 App for visually impaired visitors



Artifact Alley
 Stroll through interactive displays and over 700 artifacts.

A Into the Great Outdoors
 See how people use technology to get outdoors and experience Canada.

B Steam: A World in Motion
 Explore a time when steam made Canada—and the world—go round.

C Sound by Design
 Hear and see what happens when sound meets design.

D From Earth to Us
 Explore how we transform natural resources to make the everyday things in our lives.

Crazy Kitchen +
 Challenge your perceptions and experience illusions that play with your senses.

E Medical Sensations
 Explore the world of medicine through the five senses.

F Hidden Worlds
 Engage with microscopes, telescopes, and interactives to explore worlds beyond our reach.

G ZOOM (ages 0-8)
 A hands-on space where children can imagine, build, test, try...and try again!

H Wearable Tech
 Discover a range of innovative technologies designed for the body.

I Technology in Our Lives
 See the gadgets, tools, and appliances that shape our lives.

Exploratek
 A tinkering space dedicated to learning by doing.

What am I?

Exhibition: Artifact Alley

Start your hunt at the front of the museum, and first up is Artifact Alley! Look around for these items.


1. **Find me: I am tall, have two cylinders, and was used to pump gas. What colour am I?**
 - a. Red
 - b. Blue
 - c. Yellow
 - d. Green

Bonus points if you turn my lights on!



2. **Find the ship's wheel. What does it do?**

- a. Steers the ship
- b. Gives travel directions
- c. Is a decoration



C

Name That Tune

Exhibition: Sound by Design

After Artifact Alley, head to the Sound by Design exhibition.

3. Find the Build a Song machine and play a song!



What song did you play? _____

D


Hopping to the Finish Line

Exhibition: From Earth to Us

Find the Energy Mix Hopscotch! (Hint: Look under the light bulbs)

4. Compare the hopscotch to this drawing: what symbol goes in the purple section?

- a. A simple line drawing of a coniferous tree.
- b. A simple line drawing of a five-pointed star.
- c. A simple line drawing of a coal cart or hopper on wheels.
- d. A simple line drawing of a fluffy cloud.



F

Above Ground and Below

Exhibition: Hidden Worlds

Look for these items on the Hidden Worlds wall!


5. Find the bear constellation on the Indigenous star charts.



Look down the wall and find the Shapes of the Sea game.

6. Where do these marine creatures fit? Sort the shapes of the sea.

Check the animal off the list when they've been sorted!







Where's That Shape?





Exhibition: ZOOM – Children's Innovation Zone

Come into the ZOOM exhibition and explore all the games and cool science!

7. Find these shapes and spin the pedals!



8. Eye spy: Find the yellow target. What's in the middle?

- a. 
- b. 
- c. 
- d. 



H


Great Gear!

Exhibition: Wearable Tech

Next up is Wearable Tech! Can you spot the artifacts?

9. How many glasses and goggles can you spot? (Hint: they don't all belong to humans)

- a. 2
- b. 7
- c. 1
- d. 6
- e. 8



10. It's big, orange, and helps divers work safely underwater; what is it called?






Find me!

Exhibition: Technology in Our Lives

Head to Technology in Our Lives for the last stop on your mission!

11. Find the red refrigerator!



12. Find the Tiny House! How big is it?

(Hint: look down!)

- a. 15 square metres
- b. 20 square metres
- c. 30 square metres



You're all done...congratulations on completing your mission!